


Feature

Thread breakage detecting system
for prevention of production flaws



A sensitive sensor monitors the thread movement at all times. If the upper or under thread is broken, this system detects it in an instant and stops stitching to prevent embroidery production from continuing with broken thread. The sensitivity of the sensor can be adjusted on the control panel depending on the embroidery conditions.

The middle thread guide with take-up spring
keeps the balance of upper and lower threads



The thread take up springs pick up excess thread and stabilize the balance of the upper and lower threads during high speed operation improving thread tension. Thread breakage due to extra fine satin stitches (2mm or less), needle tip or thread untwisting etc. has been reduced by 30 - 50% (compared with our conventional specification).

Take-up lever guard <PAT>
paying attention to safety




Uniquely developed covers are mounted onto the take-up levers to prevent threads from becoming entangled during high speed operation and to improve safety in the work place.

Functions

Memory	2,000,000 stitches	Automatic offset	Move the frame automatically to a position that is easy for changing appliqué or frames, at the end of embroidery.
Design Scale up/down	50% - 200% (in units of 1%)	Manual offset	Return the frame to where it was in case it was moved manually while embroidery operation was stopped.
Rotate Design	in units of 1°	Automatic design rotation on Cap frame	A data set design is automatically rotatable on a Cap frame by 180 degrees.
Auto design repeat	X/Y 99 times each		
Edit design	stitch by stitch		
Frame back/forward	in units of 1, 3, 5 stitches, color change, designated stitch count		
Return to start position	Move the frame back to the design start position.		

Options

Sequin Device IV



Sequins in diameter of 2 - 22mm are available! A wide range of sequins in various sizes and shapes are flexibly available, including large sized, noncircular or eccentric sequins, depending on your needs and applications.

X-axis Extension Unit (Dealer-installed Option)



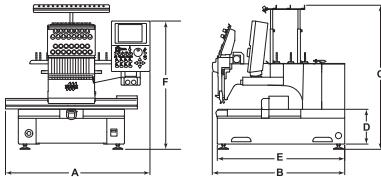
Embroidery space :
350mm (D) x 1,200mm (W)
Speed : Max. 700rpm

Specifications

TWMX-C series

Model	Needles			Emb. Space (D x W) mm				A	B	C	D	E	F
	9	12	15	Normal	Wide Cap Frame	Semi Wide Cap Frame	Tubular Frame						
TWMX-C	○	○	○	550 x 600	75 x 360	83 x 180	550 x 595	990	970	880	243	935	820

Factory option	Sequin device IV, Lochrose embroidery device, Air type clamp frame, Air type pocket frame, Auto clamp frame, Position marker
Option	High speed cording device, Boring device II(not applicable with cap frames), Exclusive stand, Under thread winder, Beam sensor,X-axis Extension Unit
Frames	Border frame(with an exclusive table), Wide Cap frame, Pocket frame
Stitch length	Ternary scale : 0.1~12.1mm, Binary scale : 0.1~12.7mm
Speed	Max. 1,200rpm
Motor	AC servo motor x 1, Pulse motor x 2
Electricity	Single-phase 100 - 120V, 200 - 240V 50Hz/60Hz
Power consumption	210W



*Front table for border frame:
A : 1320mm
B : 1495mm

[Example of model code] TWMX-C 15 01
a b c

Contents of model code: a=Model name
b=Number of needles
C=Number of head

*We reserve the right to change the specification for improvements without previous notice.
*Embroidery space for tubular or cap or border frame means inner space within a frame.
However, it varies, depending on the embroidered goods or applicable conditions.
*Rotational speed may vary, depending on the applicable conditions, thread types, machine models or frame types.
*No design or registered trademark of the products contained in this catalog may be used without the prior permission.

Tajima Industries Ltd.

No. 1800 Ushiyama-cho, Kasugai, Aichi-pref. 486-0901 JAPAN
TEL : 81-568-37-1220, 1240 FAX : 81-568-37-1221, 1241

TISM Co.,Ltd.

TWMX-C series

Introducing a new addition to the TEMX-C single head family.


The Single Head Wide Type

For applications that require a larger embroidery field such as Varsity Jackets, Sports Jerseys, etc... The wide type is also capable of embroidery on traditional items like Caps, T-Shirts, Pockets and Bags.

Thread breakage detecting system



Arm and Cylinder bed type machine




Max. speed: 1,200 rpm



Memory: 2,000,000 stitches



Large embroidery space: 550 x 595 mm




5 kinds of frames



Tubular goods frame

Suitable for embroidery on tubular products such as T-shirts, sweatshirts or uniforms. Select from many sizes to fit your products.



Cap frame (optional)

A wide cap frame for embroidery on finished caps. No matter what type of cap, embroider to a maximum length of 360 mm on the circumference of the cap (Adult size). Attach or detach caps on the cap frame with easy one-touch operation.



Auto clamp frame (optional)

From fabric to finished goods, embroider a wide variety of goods with out changing frames.



Pocket frame (optional)

An embroidery frame to apply embroidery to small pockets. This frame is available in two sizes.



Border frame (optional)

Use this frame for standard embroidery such as patches and appliqué. (When using a border frame a special table is also necessary.)