

EMBROIDERY SOFTWARE

TAJIMA

DC17

Usability,
Quality,
and Creativity



www.tajimasoftware.com

What's New in DG17

Increase productivity and enhance the quality of your designs with the powerful features of Tajima DG17.




New Standard Fonts

5 New standard fonts.

Satin Capped Ends

Create the highest quality of 3D puffy foam (available in Creator and above).

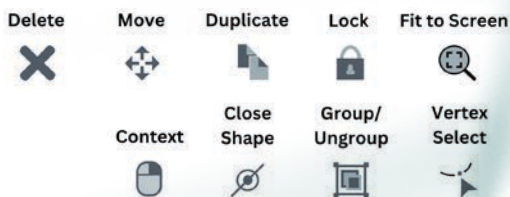


Garment Tool

Get a realistic preview of your designs on a variety of pre-installed or uploaded garments.

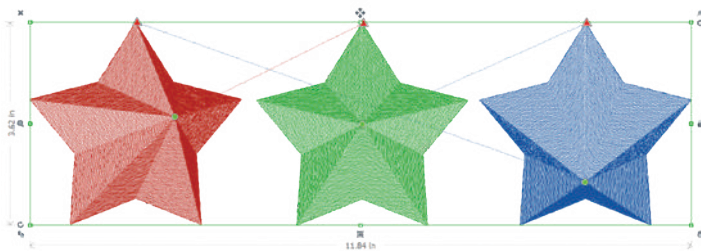
Find Matching Thread Color

Automatically find the closest match between your background image and any thread chart (available in Creator and above).




Action Symbols

Make quick edits and changes with new buttons surrounding selections.



Sun Stitch

Incorporate a series of overlapping stitches into your designs (available in Artist Plus and above).



Improved Quotation Estimator


Get an accurate stitch count from an image or vector file.

Seed Bead and Sequin Fractal Fill

Incorporate random, organic patterns that use less material than a standard fill.

Focus Fill

Move the start point around the inside or outside of the segment for cool effects (available in Maestro).



Rickrack

Surround designs in a ribbon style border (available in Maestro).



Time per design: 26 min 45 sec
Time per order (1 head): 11 h 8 min 49 sec

Price per design (\$):

From	To	Price
1	10	24.59
11	25	20.31

Promised delivery date: 2025-04-28

Curved Slice Across Multiple Segments

Break apart multiple segments at once using a Bézier pen.

DG Levels

Ma

Maestro

THE MOST POWERFUL EMBROIDERY DESIGN PACKAGE AVAILABLE

Advanced vector functions, productivity enhancing features, and specialty stitch effects.

AP

Artist Plus

CREATE EXPRESSIVE EMBROIDERY WITH PRECISION AND SPEED

Intricately detailed design effects and special artistic options.

IE

Illustrator Extreme

ADVANCED FEATURES AND STITCH EFFECTS FOR CREATING PREMIUM EMBROIDERY

Enhanced drawing tools for a full digitizing experience.

Cr

Creator

EVERYTHING A NEW EMBROIDERER NEEDS TO BE SUCCESSFUL

Advanced lettering and the ultimate editing and networking software.

Co

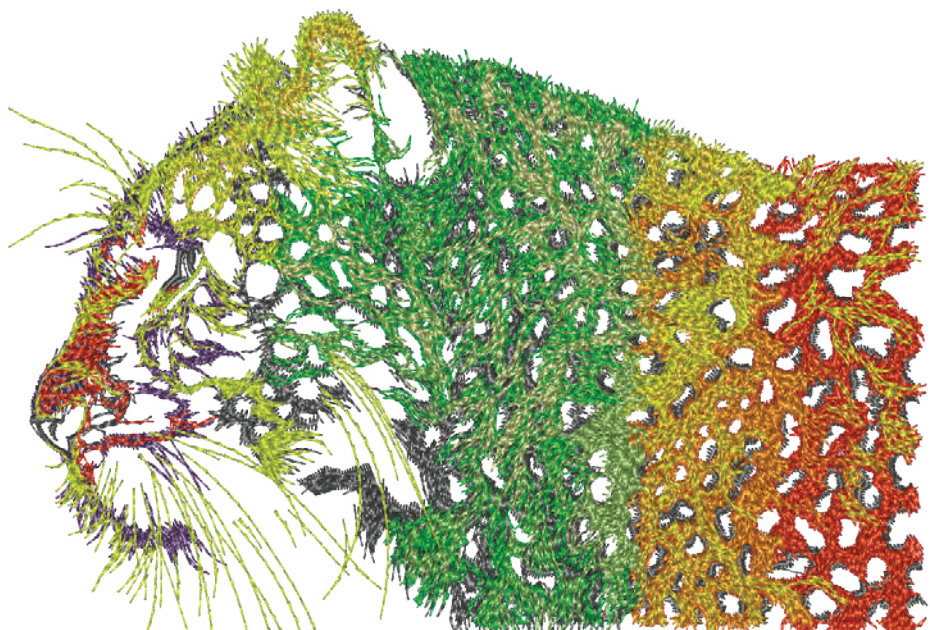
Composer

PERSONALIZATION WITH LETTERING AND OUTLINES

Over 250 Tajima Software fonts with detailed individual letter editing.

All levels of DG17 include the following essential features...

- Over 250 high quality fonts with closest point connection.
- Open and save to all popular embroidery file types including the powerful pxf format.
- Batch convert your files to many other file types at once.
- Direct connection to Tajima, Barudan, Brother, SWF, and ZSK embroidery machines.
- Exclusive support for Tajima LAN-enabled embroidery machines.
- Customized settings recipes for sewing on specific fabrics.
- Printed worksheets with barcodes and design information.
- Increase production efficiency with barcoding and Design Spooler.
- Multiple thread palettes that are customizable.
- Exclusive access to PulseToday page for DG17 news, tips, and tutorials.
- Extensive hoop library.
- Real time machine status and production reporting.
- DrawFusion with CorelDRAW®.
- Store, share, and edit up to 100,000 designs on PulseCloud.





Intricately detailed design effects and special artistic options

Fractal Fill



Wave Fill



Line Carving



▪ Sun Stitch

Incorporate a cascade of overlapping stitches into your designs.

▪ Wave Fill

Give a realistic look to plant and animal designs.

▪ Push Compensation

Account for moving stitches by precisely removing excess spacing from the ends of segments.

▪ Advanced X/Y Pull Compensation

Prevent stitch distortion by scaling the stitch length and width within a segment.

▪ Custom Cornering

Adjust the corners to different corner types with a simple click of the mouse, making high quality professional results easy to achieve.

▪ Fix Gap Setting

Adds stitches to the ends of branched segments that will cover areas where a gap is present.

▪ Fractal Fill

Keep stitch count low as randomly placed run stitches stylishly cover large areas of a design.

▪ Line Carving

Add 3D effects to designs while reducing overall stitch counts.

Why DG?

Stunning and unique embroidery has never been easier to design than with Tajima DG17. Bring your ideas to life with new fonts, features, stitch types, and navigation tools.

True Vector Based Embroidery

Embroidery from vectors is the fastest and easiest way to create a high-quality design. The ability to quickly convert artwork into stitches is a must for any level of embroiderer.

Superior Stitch Quality

DG leads the industry in stitch quality. Your reputation and productivity both rely on the quality of your work, which is why Tajima Software is committed to bringing you the highest stitch quality available.

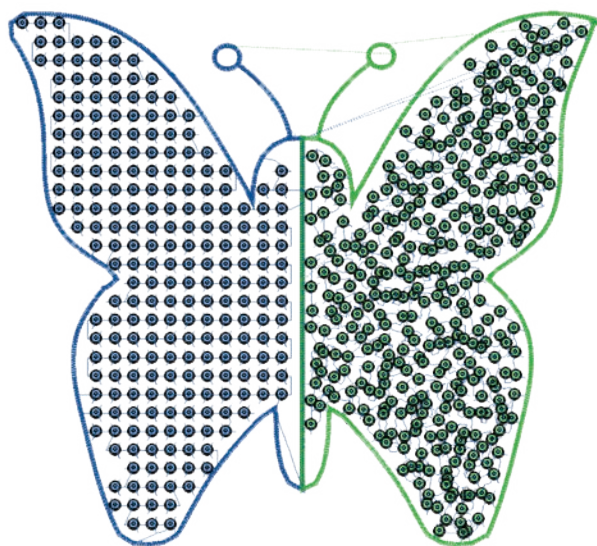
Top of the Line Support

Getting help when you need it is crucial. Tajima Software and our network of distributors are here to help with training or support issues through email, blogs, YouTube training videos, and social media channels.




Embroidered on twill fabric

Options



Sequin Fill

Sequin Fractal Fill



Bead Fill

Bead Fractal Fill

Sequin

The sequin tool allows you to digitize for sequin as easily as you would for a run stitch. Make your sequin designs unique with 12 different sequin styles and a variety of settings to determine the size and spacing of sequins. Sequin enthusiasts will enjoy the set of 4 specially punched sequin fonts (2 block and 2 script). Add automatic borders to create interesting effects and redefine your sequin lettering.

Seed Beads

Users with the seed bead machine attachment and software option can create expressive designs by placing beads in a variety of styles and positions. The seed bead tool's functionality is familiar to those that already work with sequin tools.

Sequin and Bead Fractal Fill

Fractal fill now works with sequin and seed bead designs. Incorporate random, organic patterns into your projects while using less material than a standard fill. Easily adjust the pattern, size, and randomization factor to create a design that's truly one of a kind.

Chenille

With the chenille option you can apply lattice, spiro, moss, or chain walk to any segment and quickly transform it into creative chenille embroidery. Automatic sequencing of chains and mosses for shapes with holes minimizes travel stitches and cleans up your design for optimal machine operation.

Multi-head Patches Wizard and Head Grouping

Head grouping is applied when sewing very large embroidery designs with a multi-head machine. The software assigns each of the individual heads to sew out a different part of the design. The new Multi-head Patches Wizard makes quick work of personalizations by turning heads on one at a time to sew different names on each garment.

PXF File Format

PXF files make for the ultimate integration with Tajima machines. You can save important machine settings like needle assignment, point of origin, presser foot settings, and tension. Ensure all design settings are transferred to your machine using DG17's powerful PXF file format.

DG17's file format saves valuable properties like underlay, density, pull compensation, and commands so you can edit your design right where you left off.



PXF file format



Other file formats

Networking

Only DG17 provides exclusive support for Tajima LAN-enabled embroidery machines including displaying messages on the controller and setting the maximum machine speed. You can send designs to the machine without the need to manually program the needle sequence.

Why Network Your Machines?

- Significantly reduce downtime between jobs.
- Increase productivity and efficiency.
- Store all your designs in one place.
- Secure and backup your designs.
- Automatically set the machine frame to the correct position.
- Display instructions on the control panel screen.
- Automatically set the machine speed and needle bar order from the design.
- Download the next design in the queue automatically.
- Get real time production status updates
- Analyze the efficiency of operators, machines, and designs.
- Eliminate use of USBs for design transfer.

Barcode Scanning

Implementing a barcode scanning system for loading designs will save time and reduce production errors. Pull designs directly from a folder or print pages with multiple codes for streamlined mass personalization projects.

